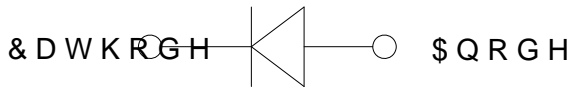
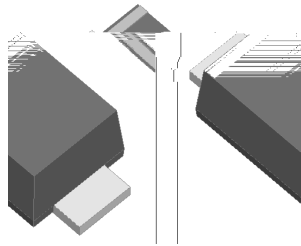


7 UHQFK 026 %DUULHU 6FKRWWN\ 5H

62'
7633)/



Features

- Advanced trench technology
- Low forward voltage drop
- Low power losses
- High efficiency operation
- Lead Free Finish, RoHS Compliant

Applications

- DC/DC Converters
- AC/DC Adaptors
- Switching Power Supplies
- Freewheeling Diodes

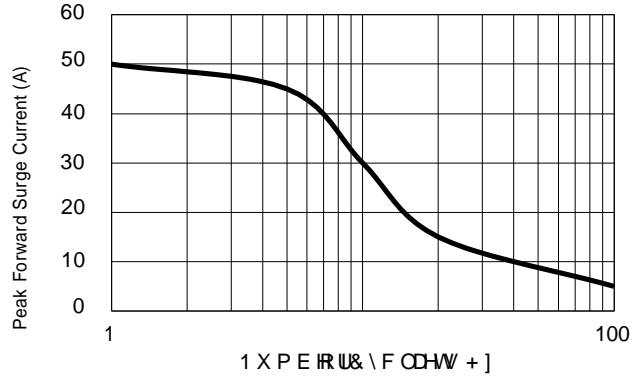
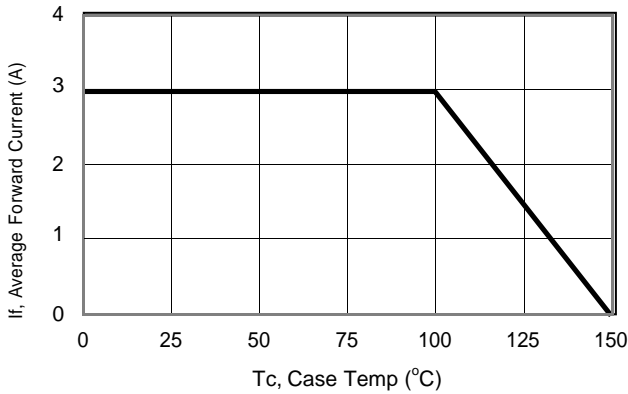
Maximum ratings and electrical characteristics (T_J = 25°C unless otherwise noted)

Parameter	Symbol	Limit	Unit
Maximum repetitive peak reverse voltage	VRRM	0	V
Maximum average forward rectified current	IF(AV)		A
Peak forward surge current 8.3 ms single half sine-wave superimposed on rated load per diode	IFSM	0	A
Operating junction and storage temperature range	TJ, TSTG	- to +150	°C
Thermal resistance junction to lead	θ _{JL}	5	°C/W
Forward voltage drop	VF(1)	TYP.	0.7
		MAX.	0.8
		IF= 1A, TJ=25°C	-
Instantaneous reverse current per diode at rated reverse voltage	IR(2)	TJ=25°C	10
		TJ=125°C	100

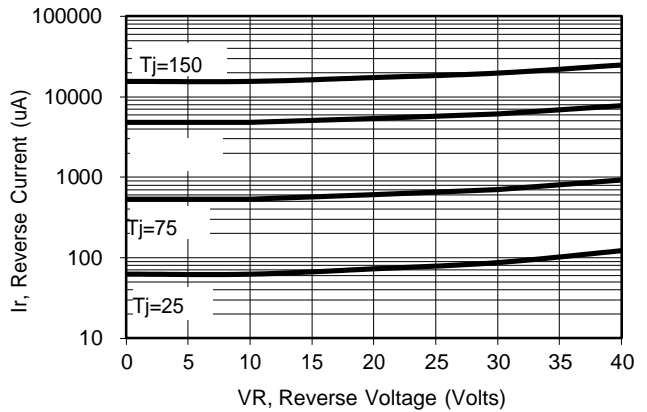
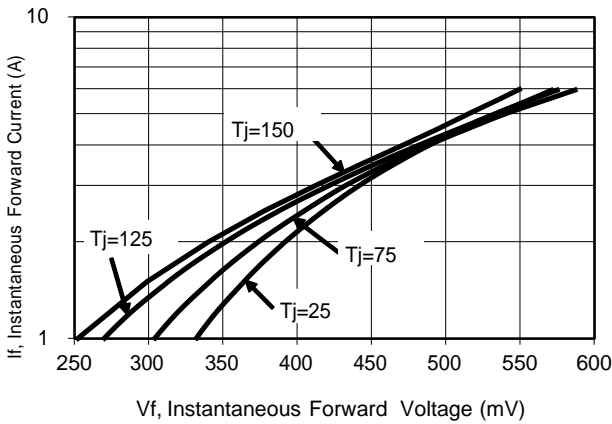
Notes:

1. VRRM is limited by maximum junction temperature.
 2. IR is limited by maximum junction temperature.
 3. IF(AV) is limited by maximum junction temperature.

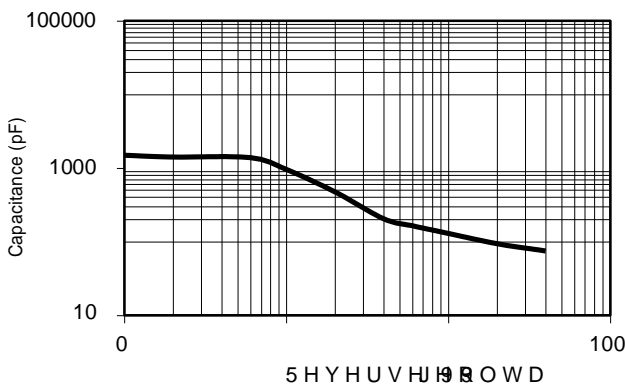
RATINGS AND CHARACTERISTICS CURVES



\$VSSFOU %FSBUJOH \$BTF·BYJNVN 3FQFUJUUJWF 4VS



5ZQJDBM 'PSXBSE 7PMUBHF 5ZQJDBM 3FWFSTF \$VSS



5ZQJDBM +VODUJPO \$BQBDJUBODF

PACKAGE OUTLINE DIMENSIONS

1 R W H X Q L W P P 0 L O

