

7 UHQFK 026 %DUULHULB BKRWVN\ 5H

TO-220AB
TSR / CT



ITO-220AB
TSR / CTF



Features

- ‡ \$GYDQWUHQFK WHFKQRORJ\
- ‡ /RZRZURGRWDJH GURS
- ‡ /RZRZURVVHV
- ‡ +LJKILFLHQF\ RSHUDWLRO
- ‡ /HDGH)HLQLVK &R#6OLDQW

Applications

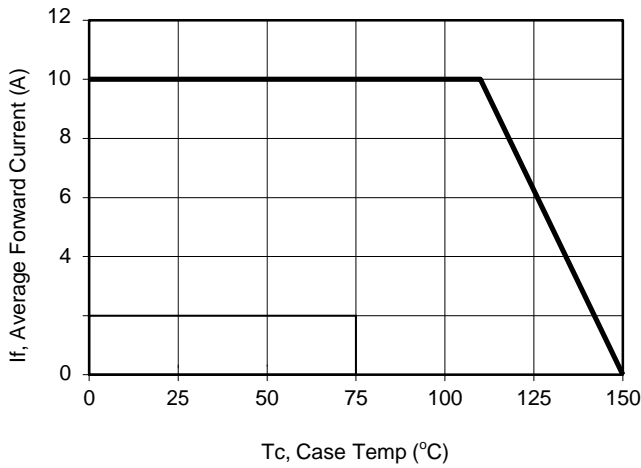
- ‡ '&' & RQYHUWHUV
- ‡ \$&' & \$GDSWRUV
- ‡ 6ZLWFKRZHXSSOLHV
- ‡)UHHZKH'HLRGLQJ

Maximum ratings and electrical characteristics (T_J = 25°C unless otherwise noted)

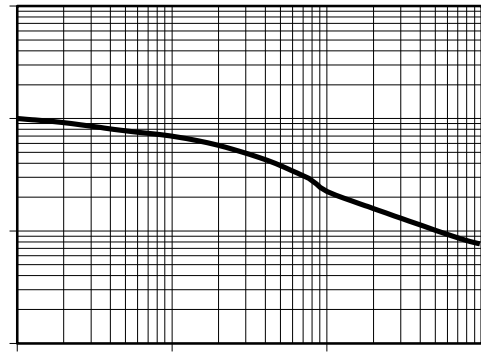
3DUDPHWHU	6\PERO	/LPLW	8QLW
0D[LPXPHSHVSHUNYHYURQHW DJH	9550		9
0D[LPXPHYHURJHZDUG UFXEWHIHWG SHGLRGH	,) \$9		\$
3HDN IRVZDUEBUUHQW VLQDQH ZDYH VXSHULPSRVHGRFSGUDRVGHG	,)60		\$
2SHUDMXQDQGRQWRUDJH WHPSHUDW XUHURDJH WR			f&
7\SLFVCHUPDO USHVULVQHDQFH	72 \$% ,72 \$%		f& : f& :
,QVWDQWDQHRROWRUJZDUG SHGLRGH	9)	7 < 3	0\$;
		,) \$	7- f&
		,) \$	7- f&
		,) \$	7- f&
,QVWDQWDQHRXUUSHQWRCWH UDWHYHYURQHW DJH	,5		X\$
			P\$

1RWHV
3XOVH WHVVSXOVH ZLGWK GXW\F\FOH
3XOVH WHVW 3XOPH ZLGWK 0

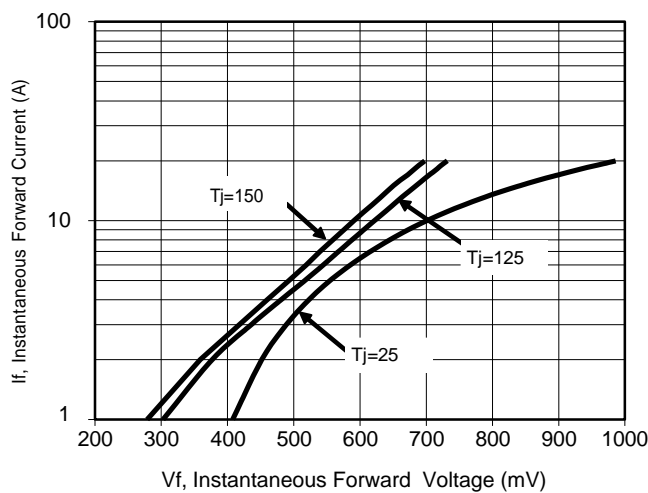
RATINGS AND CHARACTERISTICS CURVES 7\$ f & XQOHVQRWKB UZLVH



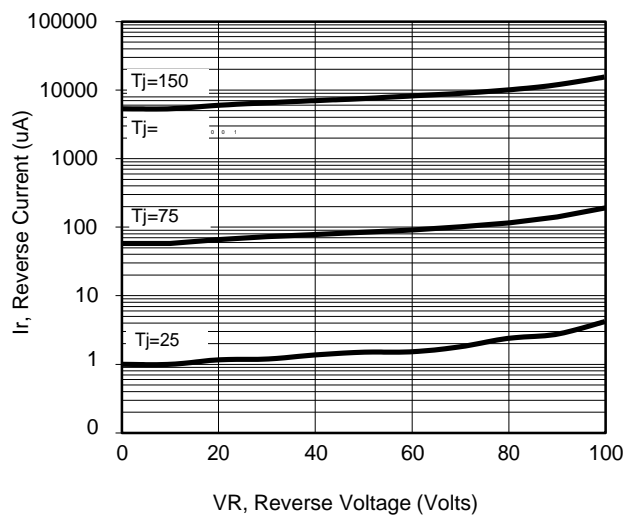
Current Derating, Case



Typical Junction Capacitance

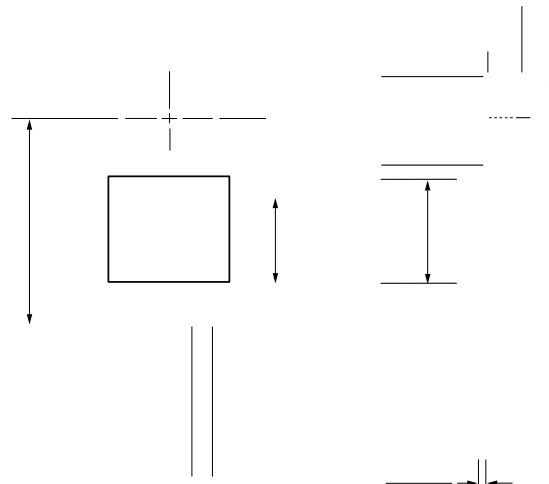


Typical Forward Voltage



Typical Reverse Current

PACKAGE OUTLINE DIMENSIONS



77

