



76\$ 9

129

7UHQFK 026 %DUULHU 6FKRWWN\ 5H

DO-201AD  
76\$ 9



Cathode Anode

Features

- ‡ \$GYDQWUHQFK WHFKQRORJ\
- ‡ /RZRZURGRWDJH GURS
- ‡ /RZRZURVVHV
- ‡ +LJHILFLHQF\ RSHUDWLRO
- ‡ /HDGH)HLQLVK &R#6OLDQW

Applications

- ‡ '&' &RQYHUWHUV
- ‡ \$&'&GDSWRUV
- ‡ 6ZLWFKRZHXSSOLHV
- ‡ )UHHZKH'HLRGRJ

Maximum ratings and electrical characteristics (T<sub>J</sub> = 25°C unless otherwise noted)

3DUDPHWHU		6\PERO	/LPLW	8QLW
0D[LPHSHVSHUNYHYURQWDJH		9550		9
0D[LPHYHURJHZDUG UFKJWHIQWG		,) \$9		\$
3HDN IRVZDUEBUHQW VLQDQH QZDYH VXSHULP SONDVGRSGLRGH		,) 60		\$
2SHUDMXQBDQGRWRUDJH WDESHUDW XOH 767			WR	f &
7\SLFDO WIKWLPVDOHFJ	'2 \$'	5\$-&		f & :
,QVWDQWDQHRROWRUJZDUG SHGLRGH	,) \$	7- f &	7 < 3	9
	,) \$	7- f &	0\$;	
	,) \$	7- f &		
	,) \$	7- f &		
,QVWDQWDQHRXUUSHOMRQWH UDWHYHYURQWDJH	7- f &	,5		X\$
	7- f &			P\$

1RWHV

3XOVH WHVVSXOVH ZLGWK GXW\F\FOH

3XOVH WHVW 3XOPWH ZLGWK 0

76\$ 9 5HY

:RUOG ,QWHUJLDQLRQDHO



76\$ 9

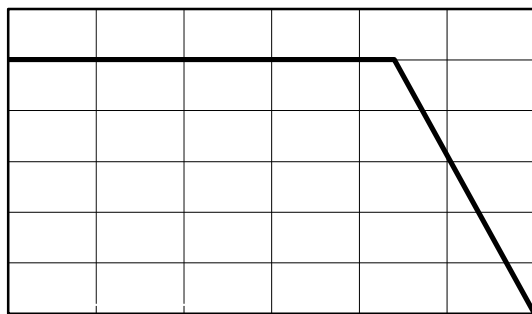
129

RATINGS AND CHARACTERISTICS CURVES

7\$

f & XQOHVQRWKBUZLVH

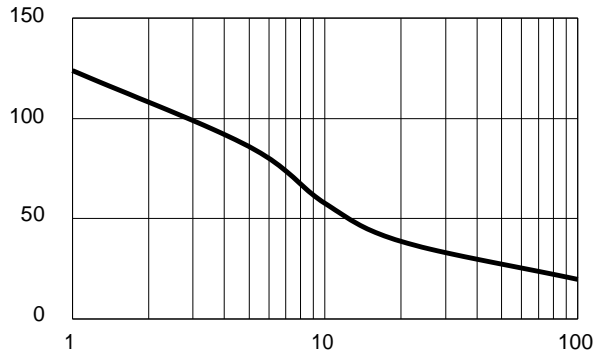
, I \$ Y H U D R H J Z D & X G J U H \$ Q W



7F & DVH 7&HPS

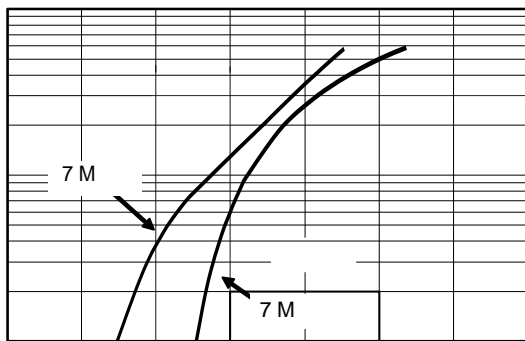
Current Derating, Case

3 H D Y R U Z D & X G J U H \$ Q W



Maximum Repetitive Surge Current


, I , Q V W D Q W D R Q H Z E B & X G J U H \$ Q W



9I , QVWDQWDQHRXV )RUZDUG 9ROWDJH P9

Typical Forward Voltage

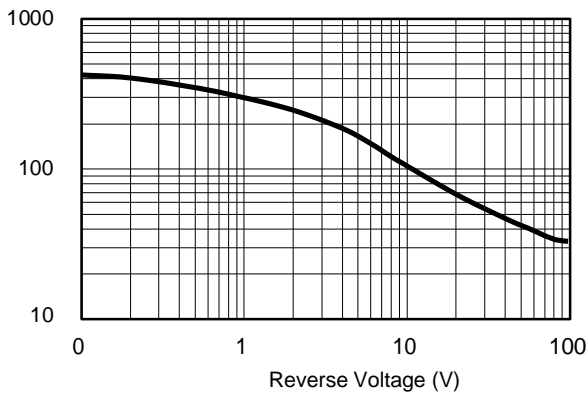
, U5 H Y H U & X H J U H \$ Q W



95 5HYHUVH 9ROWDJH 9ROWV

Typical Reverse Current

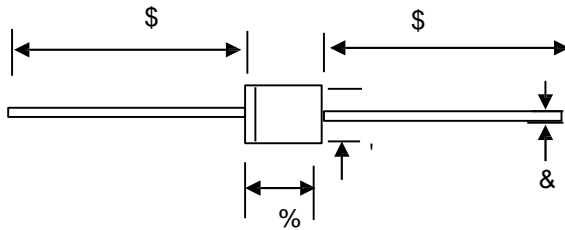
& D S D F L W E J Q F H



Typical Junction Capacitance

PACKAGE OUTLINE DIMENSIONS

DO-201AD

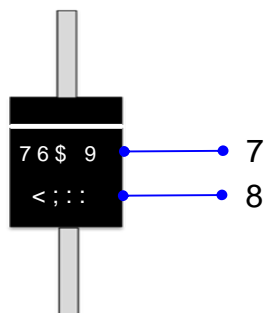


'2 \$' PHFKD QLFWD

81,7		\$	%		'
PP	PD[			4	
	PLQ			1	
PLO	PD[				
	PLQ				

0DUNLQJ ,QIRUPDWLRQ


&DWKRGH



\$QRGH

73URGXFW 76\$ 9

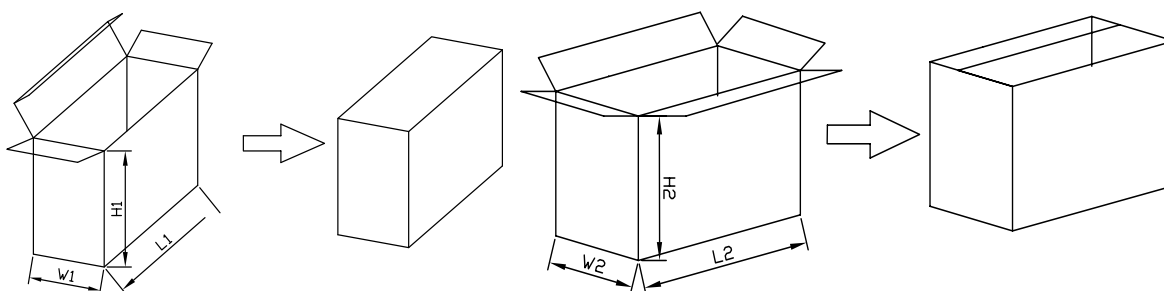
83' & LQIRUPDWLRQ



3DFNDJLQJ ,QIRUPDWLRQ

,QVLGH %R[

2XWVLGH %R[



3DFNDJLQJ ,QIRUPDWLRQ

12	81,7	,QVLGH %R[			2XWVLGH %R[		
		/	:	+	/	:	+
6L]H	PP						
47<	3&6	6PDO SDVWDJH3&6FDUWRQ			3&6 FDUWRQHWRWDO		
1RW	7ROHUDQFH	PP" PP		PP" PP	PP" PP		